

# Leishmaniasis

# PAKISTAN

# 2014

Published in July 2016

## Country General Information (WHO, 2013)

Total population:	182,143,000	Age group <15/>14 years, %:	34% / 66%
Gender (% F/M):	47.2% / 52.9%	Life expectancy at birth in years (F/M):	65 / 67
GDP (PPP int \$)	4829	Number of 2nd sub-national administrative level divisions, name:	149, District
Income status:	Lower middle		

## Epidemiology

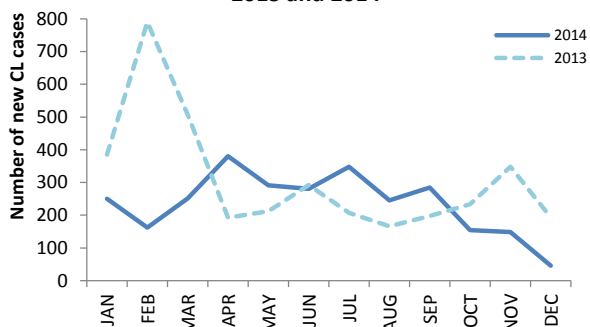
	VL	ACL <sup>a</sup>	ZCL	MCL
Endemicity status:	Endemic	Endemic	Endemic	Non endemic
Number of new cases (incidence):	7	2850	No data	N/A
Number of relapse cases:	No data	No data	No data	N/A
Total number of cases:	7	2850	No data	N/A
Imported cases (#, %):	No data	No data	No data	No data
Gender distribution (% F):	No data	49%	No data	N/A
Age group distribution (% <5/5-14/>14) <sup>b</sup> :	No data	(16/0/0)	No data	N/A
Incidence rate (cases/10 000 population in endemic areas):	0.03	0.33	No data	N/A
Endemic 2nd sub-national administrative level divisions for VL or CL (n):	No data	No data	No data	N/A
Population at risk <sup>1</sup> (% n/total):	1% (2165661/185044286)	47% (86430075/185044286)	No data	N/A
Was there any outbreak?	No data	Yes	No data	N/A
Number of new <sup>2</sup> foci:	No data	No data	No data	N/A

N/A = not applicable VL = visceral leishmaniasis ACL = anthroponotic cutaneous leishmaniasis ZCL = zoonotic cutaneous leishmaniasis MCL = mucocutaneous leishmaniasis

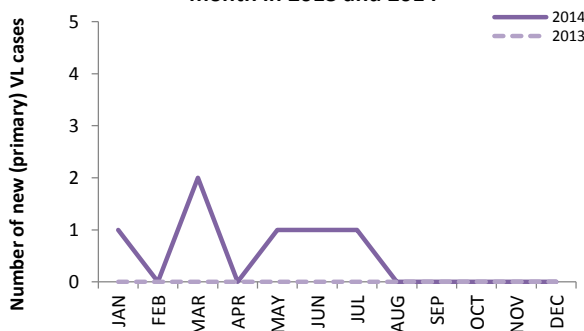
## Monthly distribution of new cases January-December

2014	JAN	FEB	MAR	APR	MAY	JUN	JUL	AUG	SEP	OCT	NOV	DEC
VL	1	0	2	0	1	1	1	0	0	0	0	0
CL	250	162	251	380	291	280	348	245	284	154	148	46

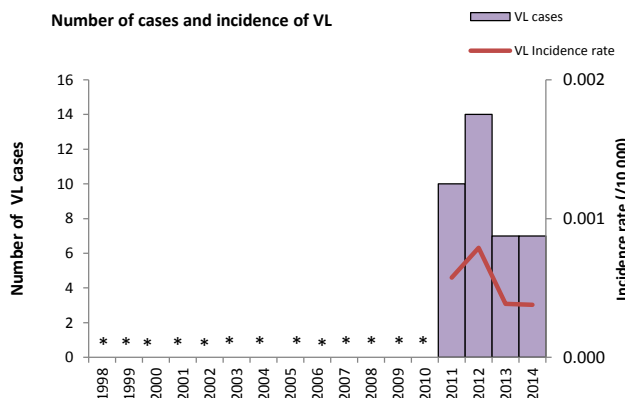
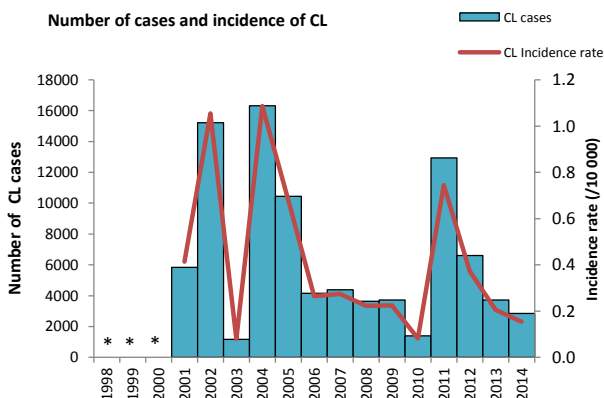
Number of new CL cases reported by month in 2013 and 2014



Number of new (primary) VL cases reported by month in 2013 and 2014



Incidence rate/10 000 population and number of new CL (left) and new (primary) VL (right) cases from 1998 to 2014



<sup>1</sup> Defined as "Number of people living in 2nd sub-national administrative level endemic areas"

\* No data available

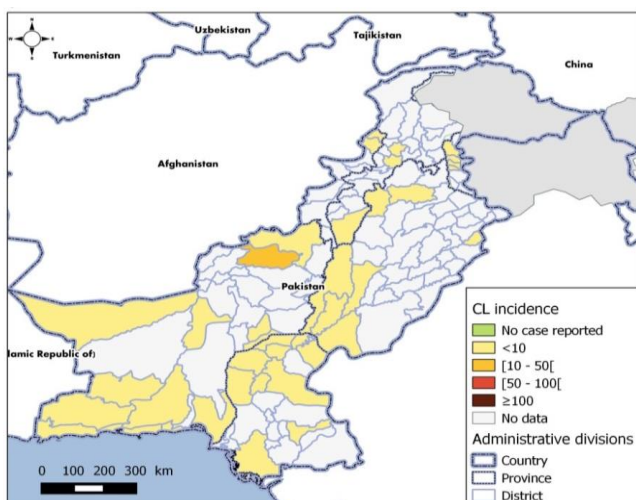
<sup>2</sup> For this reporting period, an area at the 2nd sub-national administrative level reporting cases for the first time ever

<sup>a</sup> In Pakistan, both ACL and ZCL are endemic but information was only available as aggregated for "cutaneous leishmaniasis"

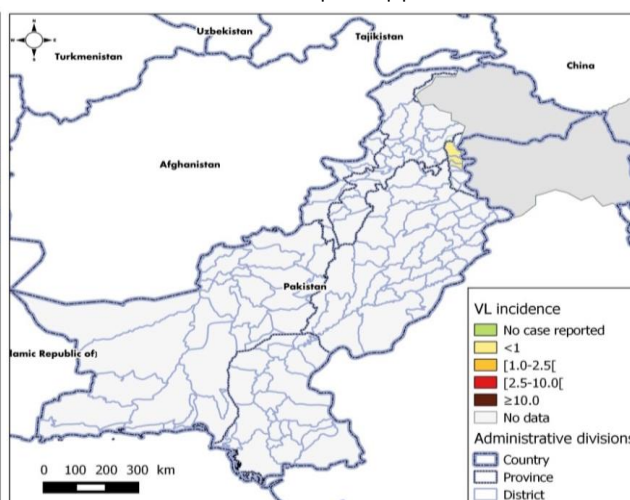
<sup>b</sup> For Pakistan, only the number of cases aged under 5 years was available

## Distribution of new CL (left) and new (primary) VL (right) cases

Incidence of CL in Pakistan in 2014 at district level per 10 000 population



Incidence of VL in Pakistan in 2014 at district level per 10 000 population



The boundaries and names shown and the designations used on this map do not imply the expression of any opinion whatsoever on the part of the World Health Organization concerning the legal status of any country, territory, city or area or of its authorities, or concerning the delimitation of its frontiers or boundaries. Dotted and dashed lines on maps represent approximate border lines for which there may not yet be full agreement.

Map production: WHO/HTM/NTD/IDM

## Control and surveillance

Year Leishmaniasis National Control Programme (LNCP) was established:	Not available	Year latest national guidelines were published:	2002
Type of surveillance:	Other	Is leishmaniasis a notifiable disease (mandatory reporting)?	No
Is there a vector control programme?	No	Is there a reservoir host control programme?	No
Type of insecticide used for IRS:	Deltamethrin	Number of leishmaniasis health facilities:	Not available

## Diagnosis

	VL	ACL <sup>a</sup>	ZCL	MCL
Number of people screened actively for:	0	0	No data	No data
Number of people screened passively for:	0	0	No data	No data
VL cases diagnosed by RDT* (%, # RDT+/total VL cases):	No data	N/A	N/A	N/A
Proportion of positive RDT* (%, # RDT+/total RDT):	No data	N/A	N/A	N/A
Cases diagnosed by direct exam (parasitology) (%, # slides +/total cases):	No data	No data	No data	N/A
Proportion of positive slides (%, # slides +/total slides):	No data	No data	No data	N/A
Cases diagnosed clinically (%, # clinical cases/total cases):	No data	100% (2850 / 2850)	No data	N/A
Percentage of cases with HIV-VL coinfection:	No data	N/A	N/A	N/A

\* These indicators apply only for new (primary) VL cases VL = visceral leishmaniasis ACL = anthroponotic cutaneous leishmaniasis ZCL = zoonotic cutaneous leishmaniasis

N/A = not applicable RDT = rapid diagnostic test HIV = human immunodeficiency virus MCL = mucocutaneous leishmaniasis

<sup>a</sup> In Pakistan, both ACL and ZCL are endemic but information was only available as aggregated "cutaneous leishmaniasis"

## Treatment and medicines

Is treatment provided free of charge in the public sector?	No
Antileishmanial medicines included in the national List of Essential Medicines:	None

### TREATMENT OUTCOME

#### VL

Proportion of relapse cases: <sup>3</sup>	No data (0 / 31)
Initial cure rate:	No data
Failure <sup>4</sup> rate:	No data
Case-fatality rate:	No data

<sup>3</sup> A relapse case in this country is defined as: No definition available

<sup>4</sup> A failure case in this country is defined as: No definition available